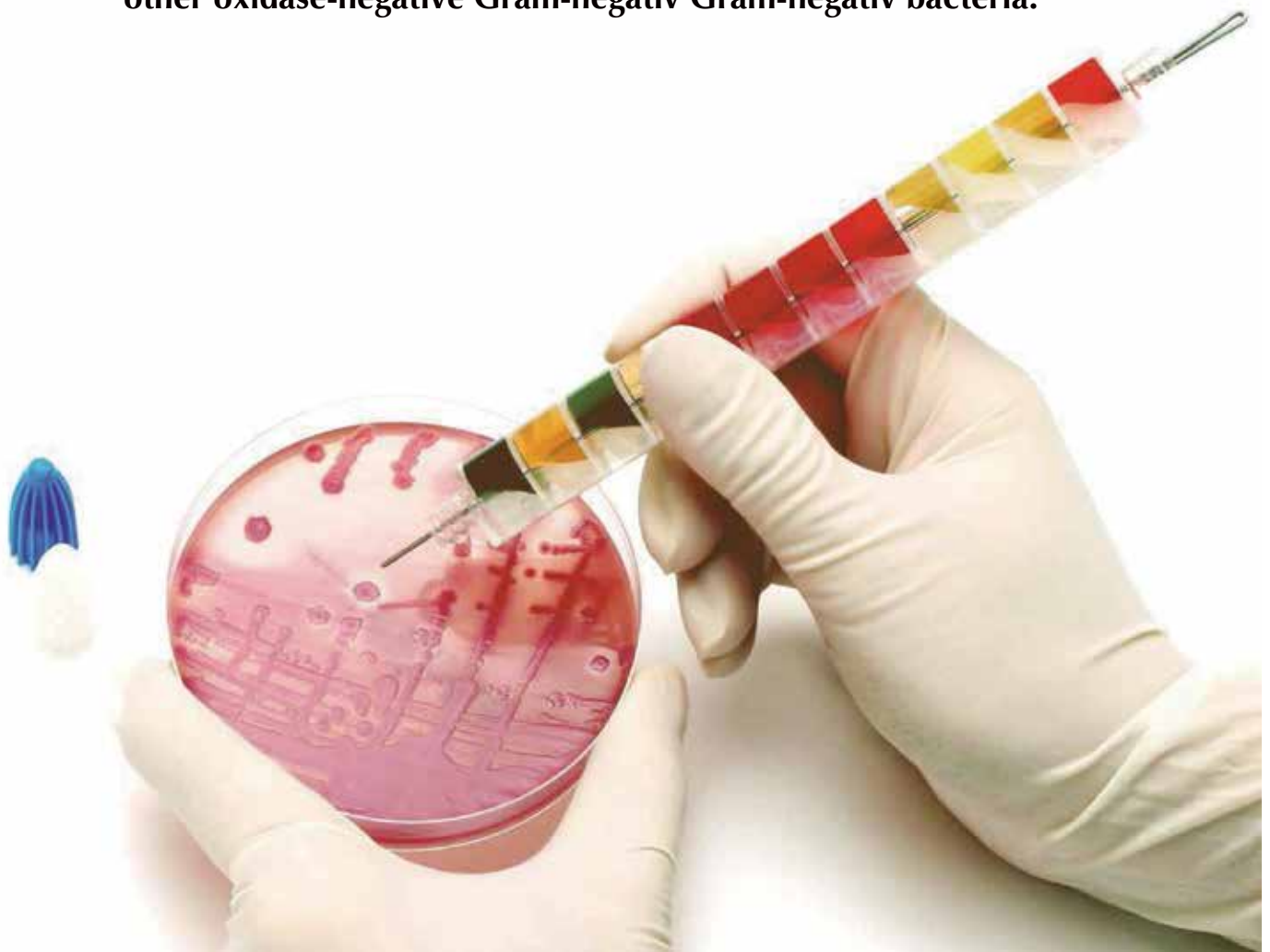


Enteropluri-Test



Read-to-use system for the identification of Enterobacteriaceae and other oxidase-negative Gram-negative bacteria.

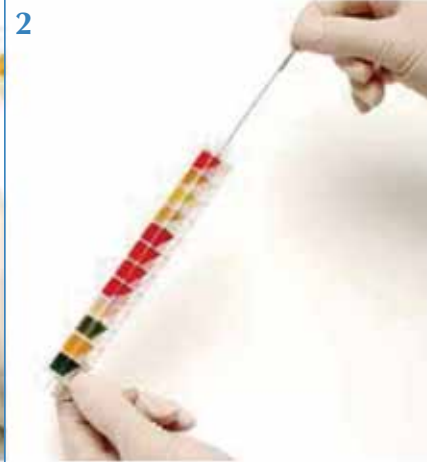







Liofilchem® and the Liofilchem company logo are registered trademarks of LIOFILCHEM s.r.l

Description	Packaging	Ref.
Enteropluri-Test	10 test	78618
	25 test	78619
V.P. TEST EP KOH and alpha-naphthol solutions for Voges-Prokauer test.	100/200 test	80281
KOVACS' REAGENT for indole test.	800/1000 test	80271
Enteropluri-Test CODE BOOK	1 book	71709

Test procedure

Liofilchem® and the Liofilchem company logo are registered trademarks of LIOFILCHEM s.r.l

<p>1</p> 	<p>2</p> 	<p>3</p> 
<p>Remove both caps. Pick a well isolated colony directly with the tip of the inoculating wire.</p>	<p>Inoculate EnteroPluri-Test by first twisting wire, then withdrawing wire through all twelve compartments applying a turning motion</p>	<p>Reinsert wire into EnteroPluri-Test, using a turning motion through all twelve compartments, until the notch on the wire is aligned with the opening of the tube.</p>
<p>4</p> 	<p>5</p> 	<p>6</p> 
<p>The portion of the wire remaining in the tube maintains anaerobic conditions necessary for true fermentation of glucose, production of as and decarboxylation of lysine and ornithine.</p>	<p>With the broken off part of the wire, punch holes through the foil covering the air inlets of the last eight compartments (adonitol, lactose, arabinose, sorbitol, Voges-Proskauer, dulcitol/PA, urea and citrate).</p>	<p>Replace both caps. Incubate at 35 to 37° C for 18 to 24 hours with EnteroPluri-Test position. Allow for air circulation between incubated tubes.</p>
<p>7</p> 	<p>8</p> <p>Indole test</p>  <p>Voges-Proskauer test</p> 	<p>9</p> 
<p>Interpret and record all reactions with exception of indole and Voges-Proskau</p>	<p>By using a syringe inject 3-4 drops of Koacs' reagent in the H₂S/Indole sector.</p> <p>By using a syringe inject 3 drops of alpha-naphthol and 2 drops of potassium hydroxide in the VP sector.</p>	<p>Replace both caps. Incubate at 35 to 37° C for 18 to 24 hours with EnteroPluri-Test position. Allow for air circulation between incubated tubes.</p>